




# **Resnick Academic Support Center for Student-Athletes**




# Resnick Center by the Numbers

**525**      **Number of Student-Athletes**

**19**        **Number of Teams**

**90+**       **Number of Undergraduate Tutors**

**42**        **Number of Different Majors**



# Resnick Center by the Numbers

**3.24**     Fall 2018 Combined GPA


**14**       Consecutive semesters 3.0+

**71.5**    Percentage of Student-Athletes 3.0+

**3.8**      Percentage of Student-Athletes < 2.0

**17**       Teams w/ GPA of 3.0+

**19**       Teams w/ GPA < 2.9



# Resnick Center by the Numbers

**1417**    **Spring 2019 Courses**

**979**    **Spring 2019 Faculty**

**2,428**    **Responses from Faculty on GradesFirst**



## Progress Report Received

Dear Professor Feldman,

Thank you very much for taking the time to complete the student-athlete evaluation(s). Your responses have been correctly submitted and saved accordingly.

Our staff in the Nancy & Donald Resnick Academic Support Center for Student-Athletes will review your feedback promptly and will be sure to follow up if they have any specific questions or need any additional clarification.

We greatly appreciate your time and energy.

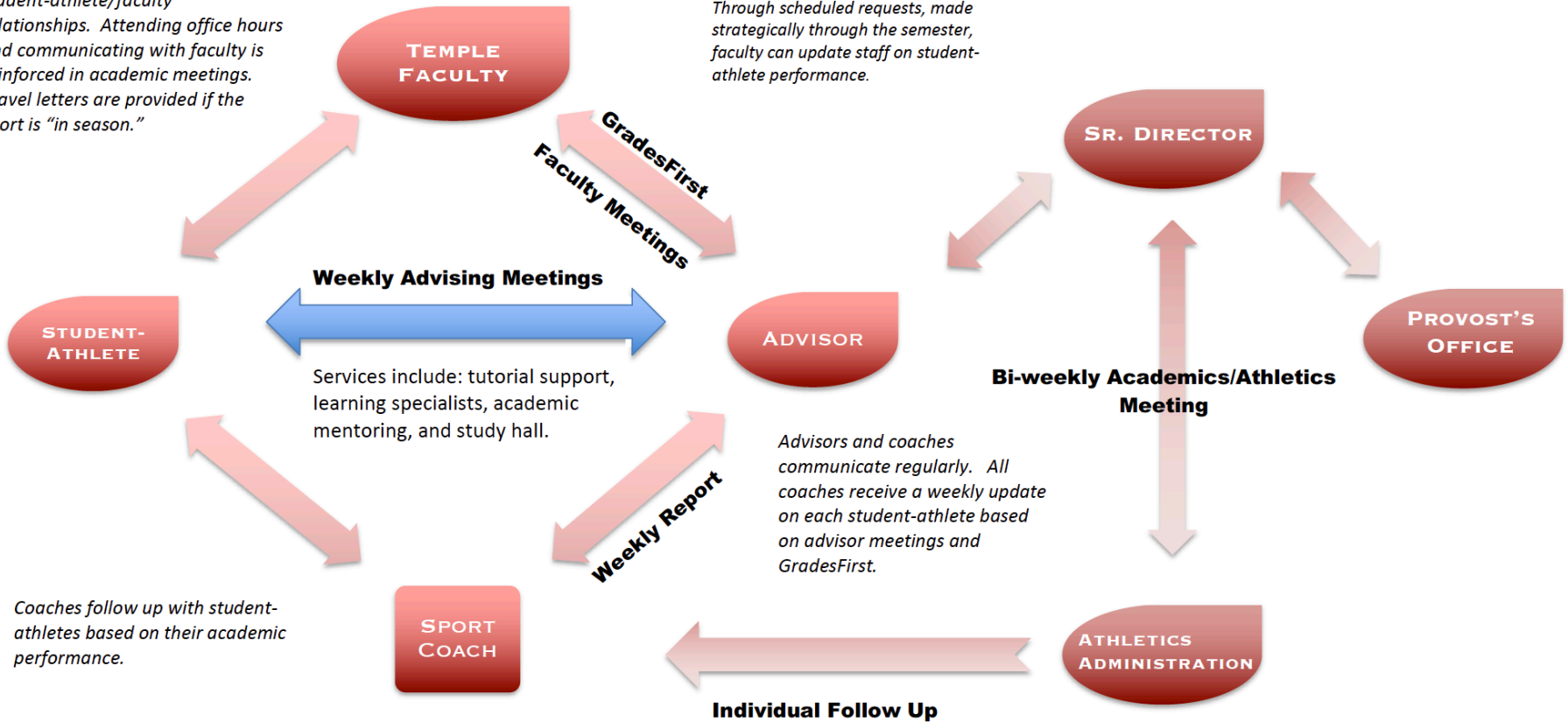
Best,


Justin

## Student-Athlete Advising Communication Workflow

*Advisors place special emphasis on student-athlete/faculty relationships. Attending office hours and communicating with faculty is reinforced in academic meetings. Travel letters are provided if the sport is "in season."*

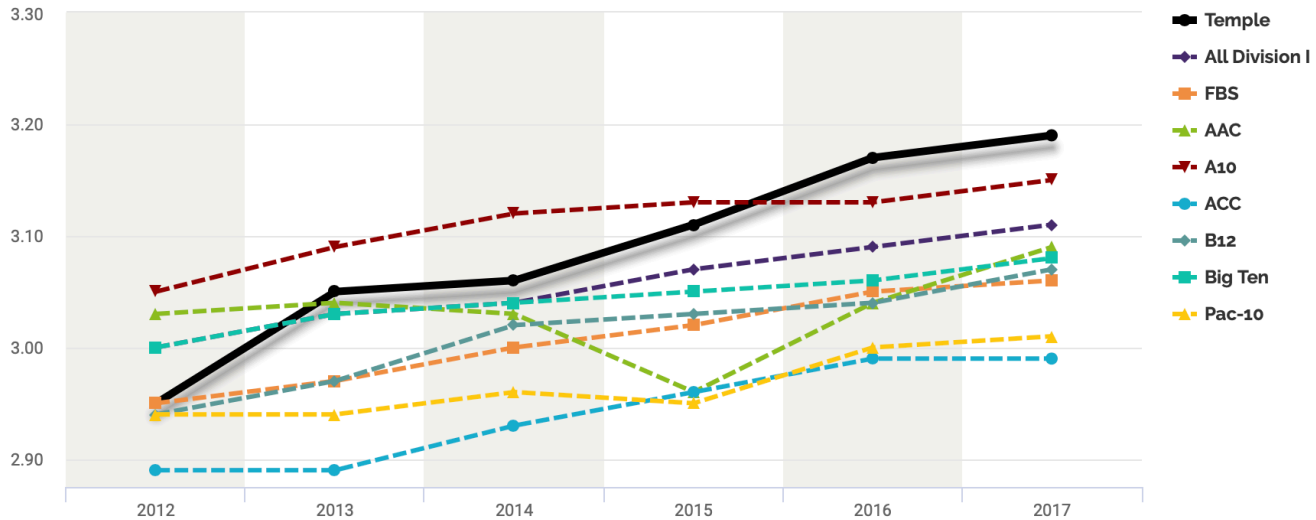
*Through scheduled requests, made strategically through the semester, faculty can update staff on student-athlete performance.*



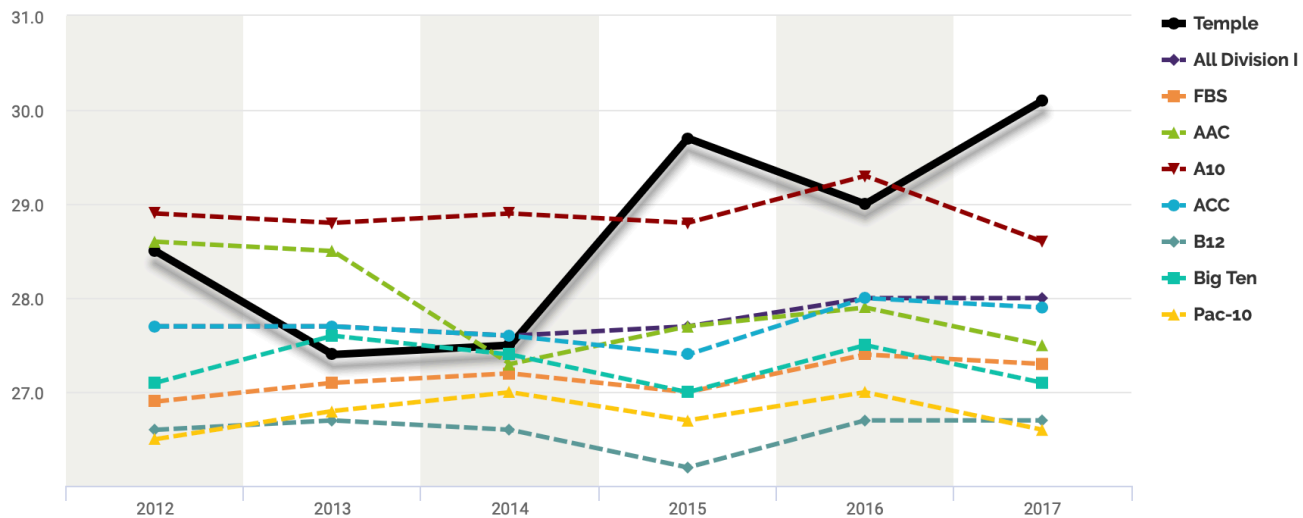



# Performance Metrics

## Current GPA




## Total Credits Earned





# Resnick Center by the Numbers

- **Overall Graduation Success Rate (GSR) = 88**
  - ranked 34th in the nation of all FBS institutions (tied with Georgia Tech, Colorado and Illinois, ahead of Pittsburgh, Rutgers, Maryland, Purdue, UNC and University of Florida)
  - 18-point improvement from 2005 is tied for 18<sup>th</sup> in the nation amongst FBS schools
- **Average Team Multiyear APR = 993**
  - ranked 7<sup>th</sup> of all Football Bowl Subdivision (FBS) institutions
  - ranked 1<sup>st</sup> in the American Athletic Conference
- **Average Team Single Year APR = 993**
  - ranked 4<sup>th</sup> in the nation (FBS) – behind only Northwestern (997)



# Resnick Center Philosophy



**Student-focused**




**Reaching academic potential**



**Earned academic success**





# Academic Support Services



**Individualized academic plans**




**Proactive services**



**Priority Registration**



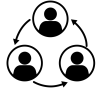
**Objective-based study hall**



# Academic Support Services



**Major selection**



**Collaboration with coaches**



**Communication w/ faculty**



**Progress reports**

